

世界那麼大，  
亞太伴您闖天下。



**APT Satellite Holdings Limited**

**Stock code: (1045)**

---

2022 Interim Results

2022.08.23



# 目錄

CONTENT

PART 1 Financial Highlights

PART 2 Satellite Fleet

PART 3 Business Prospects

APSTAR  
by APT Satellite





# Financial Highlights

PART 1

## Financial Highlights

	2022.6 (HK\$ M)	2021.6 (HK\$ M)	Change (%)
Revenue	498	450	+11%
Profit Attributable to Equity Shareholders	134	120	+11%

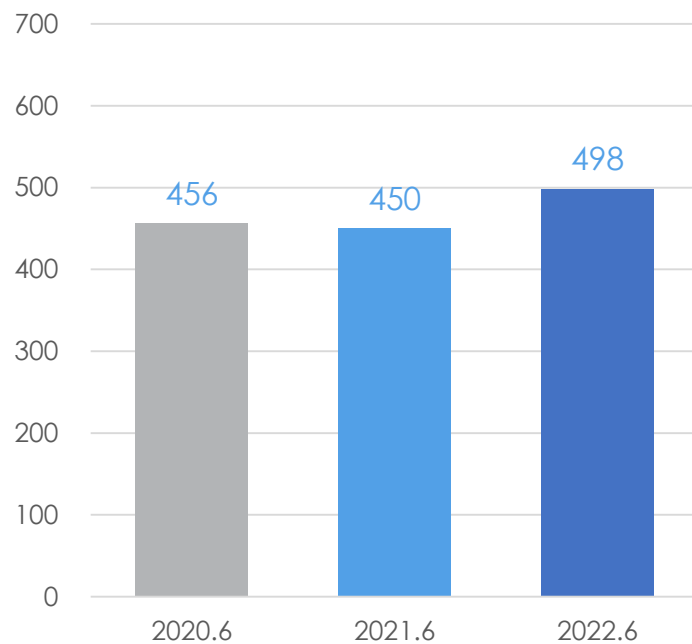
### **Dividend**

The Board has resolved to declare a interim dividend of HK 5.00 cents per share for the six months ended 30 June 2022.

# Interim Results

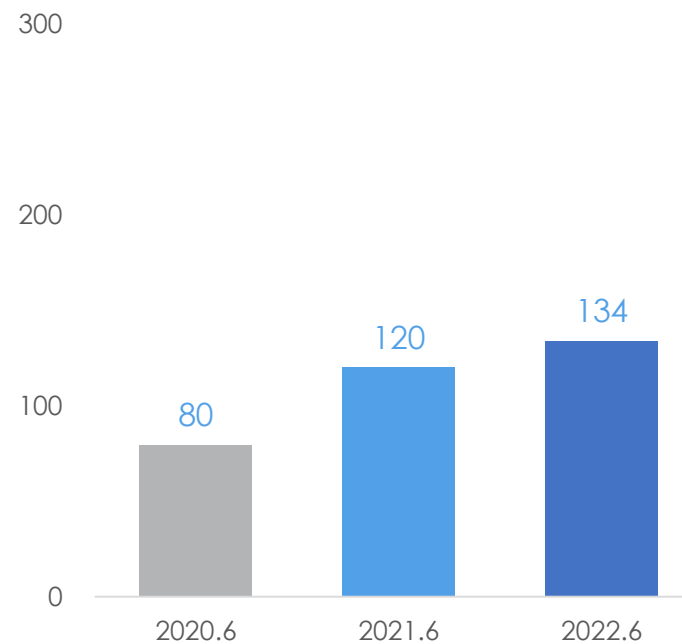
## Revenue

HK\$ million



## Profit Attributable to Equity Shareholders

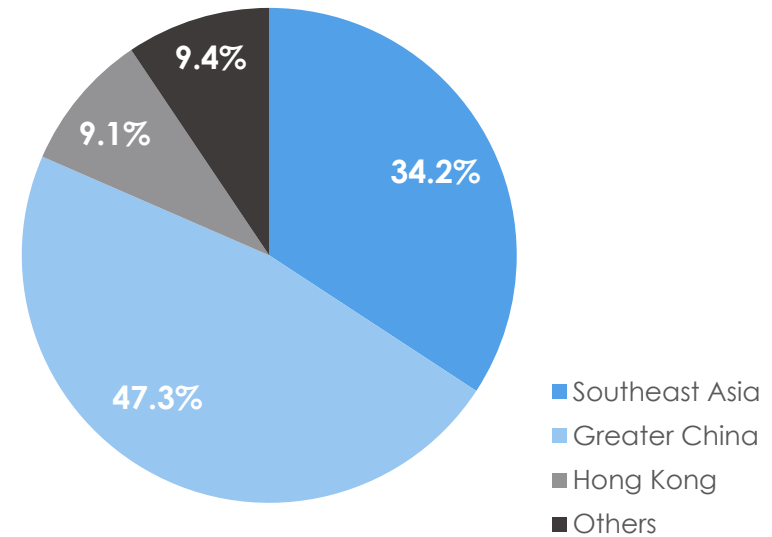
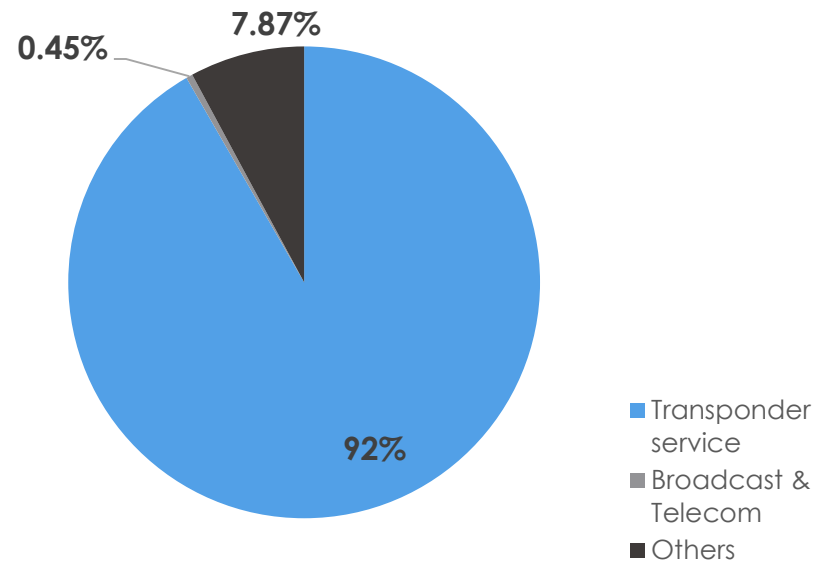
HK\$ million



# Consolidated Statement of Profit or Loss

(HK\$ million)	2022.6	2021.6	% Change
Revenue	498	450	+11%
Cost of Services	(247)	(231)	+7%
<b>Gross Profit</b>	<b>251</b>	<b>219</b>	<b>+15%</b>
Other Net Income	(6)	7	-191%
Valuation Gain on Investment Properties	(0.7)	(0.6)	+20%
Administrative Expenses	(49)	(48)	+3%
<b>Profit from operations</b>	<b>195</b>	<b>178</b>	<b>+10%</b>
Fair Value Changes on Financial Instruments	0.7	(0.4)	-267%
Share of (Loss)/Gain of an associate	(25)	(26)	-2%
Financial Costs	(3.10)	(3.16)	-5%
<b>Profit Before Taxation</b>	<b>168</b>	<b>148</b>	<b>+13%</b>
Income Tax	(34)	(28)	+27%
<b>Profit Attributable to Equity Shareholders</b>	<b>134</b>	<b>120</b>	<b>+11%</b>
Basic & Diluted Earnings per share (HK\$ cents)	14.41 cents	12.97 cents	+11%

# Turnover Breakdown



Note: Greater China includes Mainland China, Taiwan, Macau but excludes Hong Kong

# Financial

Asset & Liabilities	2022.6 (HK\$ million)	2021.12 (HK\$ million)
Total Assets	7,212	7,295
Total Liabilities	1,170	1,161

## Cash

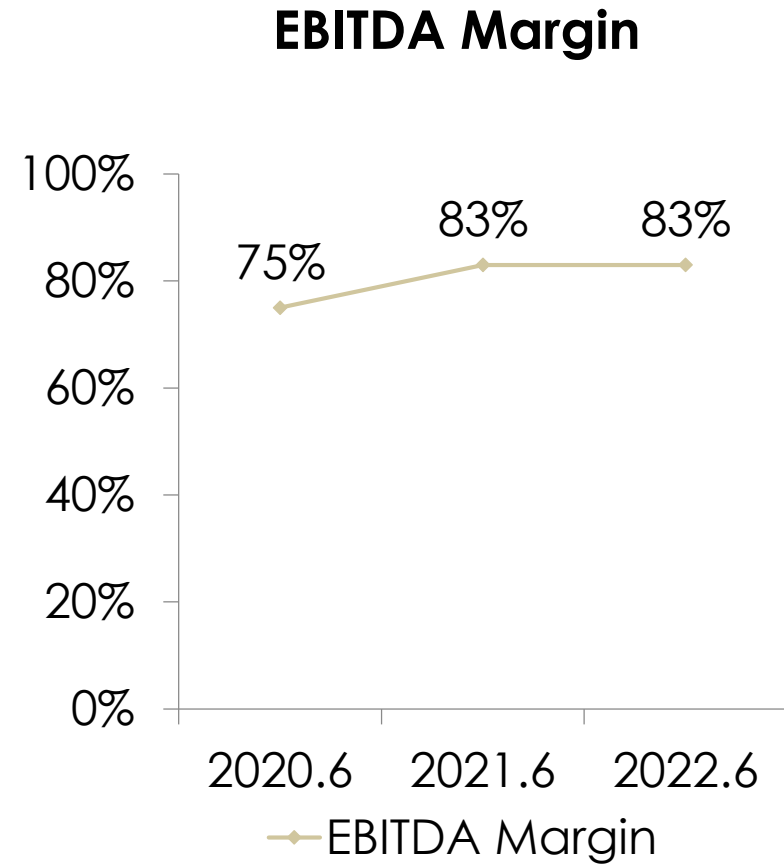
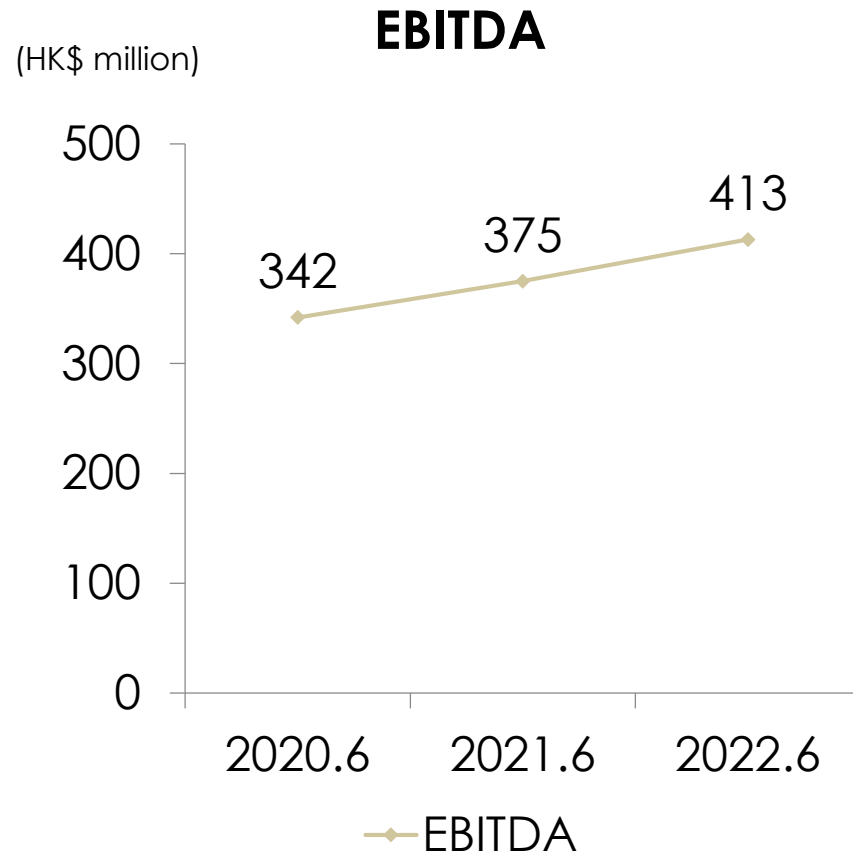
Free Cash	1,373	1,364
-----------	-------	-------

## Capital Commitment

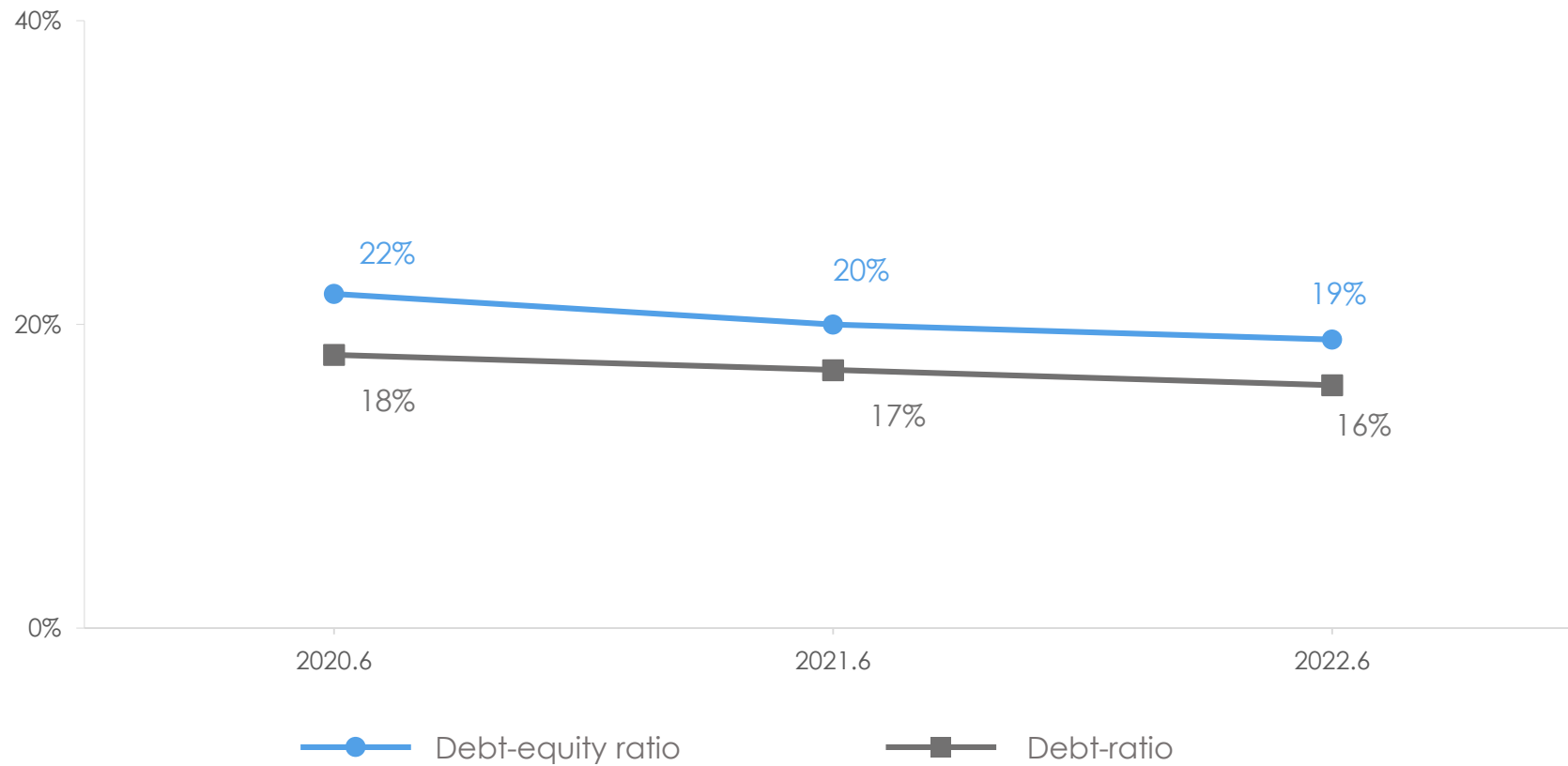
Contracted for	216	224
Authorised but not contracted for	-	-
	<hr/>	<hr/>
	216	224



# Key Financial Metrics



# Key Financial Metrics





# Satellite FLEET

PART 2

## In orbit Satellite Fleet - covers 75% of world's population

	Launch Year	Platform	Transponder Number or throughput	Frequency Band	Orbital Slot
APSTAR-5C*	2018	FS-1300	63	C/Ku/Ka	138E
APSTAR-6C	2018	DFH-4	45	C/Ku/Ka	134E
APSTAR-7	2012	Spacebus 4000C2	56	C/Ku	76.5E
APSTAR-9	2015	DFH-4	46	C/Ku	142E
APSTAR-6D#	2020	DFH-4E	>50Gbps	Ku/Ka	134E

\* APSTAR-5C is jointly operated by APT and Telesat

# APSTAR-6D is operated by APT Mobile Satcom Limited



# Business Prospects

PART 3



# Business Prospects

- Looking forward to the second half of 2021, the market remain oversupplied and fierce competition continues. The COVID-19 pandemic will continue to have a great impact on the market.
- The Group will continue to expand satellite-based service markets and businesses within the footprints of our satellite fleet.
- The Group has made a satisfied achievement in the utilization of HTS capacity on APSTAR-5C in South East Asia, which is one of Group's key markets.
- The successful launch of APSTAR-6D (operated by APT Mobile Satcom Limited, an associate of the Group) on 9 July 2020 will further expand the Group's HTS capability to the whole Asia Pacific region.

# Services



Transponder Leasing Service



Satellite Broadcast Service



Teleport & Network Service



Data Center Service



# Ground Facilities

## Satellite Control Centre

Control & monitor 6 satellites  
7x24 TTC function



## Teleport and network operation Centre

Gateway teleport services  
VSAT network  
Data center / colocation services

## Satellite Access Centre

Carrier Signal monitoring (CSM)  
Transponder spectrum management  
Customer technical support



## TV Broadcast Centre

Digital TV payout / DVB  
platform  
Uplink / Turnaround  
Occasional use (OU) services



# Disclaimer

- These materials have been prepared by APT Satellite Holdings Limited (“APT”) solely for information use during its presentation. It may not be reproduced or redistributed to any other person without the permissions from APT. By attending this presentation, you are agreeing to be bound by the foregoing restrictions.
- It is not the intention to provide, and you may not rely on these materials as providing, a complete or comprehensive analysis of the company’s financial or trading position or prospects. The information and opinions in these materials are provided as at the date of this presentation and are subject to change without notice. None of the Company nor any of its respective affiliates, advisors or representatives shall have any liability whatsoever (in negligence or otherwise) for any loss howsoever arising from any use of these materials.
- The information in this material contains certain forward-looking statements. These include statements regarding outlook on future development schedules, business plans and expectations of capital expenditures.
- These statements are based on current expectations that involve a number of risks and uncertainties which could cause actual results to differ from those anticipated by the Company.
- The materials and information in the presentations and other documents are for informational purposes only, and are not an offer or solicitation for the purchases or sale of any securities or financial instruments or to provide any investment service or investment advice.





# THANK YOU



APT Satellite Holdings Limited

Investor Relations

[ir@apstar.com](mailto:ir@apstar.com)

+852 2600 2100

22 Dai Kwai Street, Tai Po Industrial Estate, Tai Po, New Territories, Hong Kong